

hands on

# APEX i AnyChart

Application Express 3.2.0.00.27

---

Tin Doleneć  
Magis ICT  
tin.doleneć@magis-ict.hr

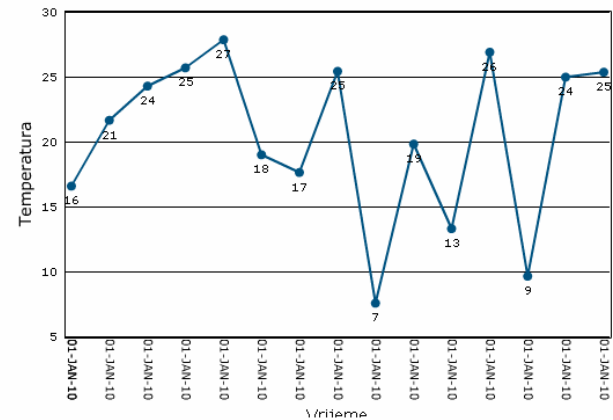
ORACLE® Application Express



# Apex built-in rješenje za grafove....

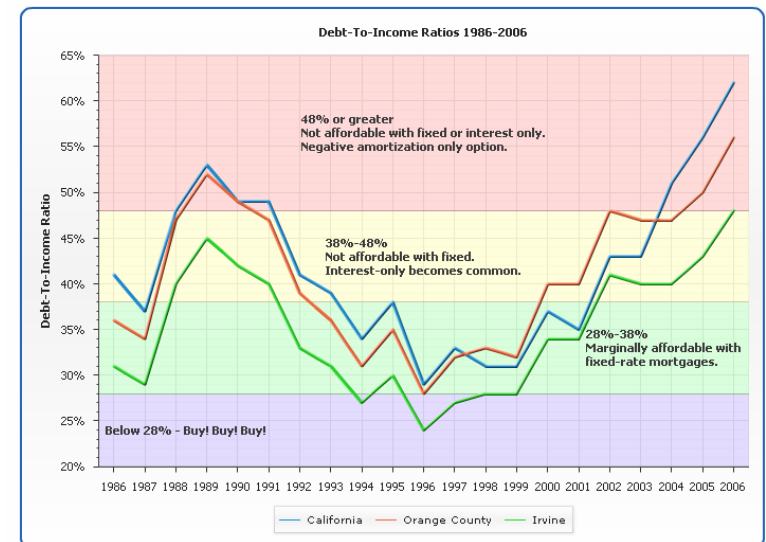
- source - select točno određenih kolona
- vizualno zastarjelo
- nema interakcije sa korisnikom
- premalo parametara za custom rješenja

Temperatura




## .... uz malo muke

- source – generirani XML (dinamički , statički)
- vizualno dotjerano
- korisnik može preko JavaScripta “komunicirati” sa grafovima
- konfiguracija grafa preko XML-a (odlična dokumentacija!)



# Gdje je razlika?



# Gdje je razlika?

```

<object id="c1083604910320857" width="600" height="400" align="" codebase="http://download.macromedia.com/pub/shockwave/cabs/flash/swflash.cab#version=6,0,0,0" classid="clsid:D27CDB6E-AE6D-11cf-96B8-444553540000">
  <param value="/i/flashchart/2DLine.swf?XMLFile=http://127.0.0.1:8080/apex/apex_util.flash?p=101:1:4403851458457813:FLOW_FLASH_CHART_R1083604910320857_en-us" name="movie">
  <param value="high" name="quality">
  <param value="sameDomain" name="allowScriptAccess">
  <param value="all" name="allowNetworking">
  <param value="noscale" name="scale">
  <param value="transparent" name="wmode">
  <param value="waiting>Loading data. Please wait.&loading>Loading data..." name="FlashVars">
  <embed width="600" height="400" align="" flashvars="waiting>Loading data. Please wait.&loading>Loading data..." wmode="transparent" pluginspage="http://www.macromedia.com/go/getflashplayer" type="application/x-shockwave-flash" allownetworking="all" allowscriptaccess="sameDomain" scale="noscale" name="c1083604910320857" quality="high" src="/i/flashchart/2DLine.swf?XMLFile=http://127.0.0.1:8080/apex/apex_util.flash?p=101:1:4403851458457813:FLOW_FLASH_CHART_R1083604910320857_en-us">
</object>

```

AnyChart 3.3

```

<object id="d12" width="600" height="400">
  <param name="movie" value="/i/flashchart/swf/AnyChart.swf">
  <param name="wmode" value="transparent">
  <param name="allowScriptAccess" value="always">
  <param name="flashvars" value="XMLFile=hroug.printXML&p_param=">
  <embed width="600" height="400" type="application/x-shockwave-flash" src="/i/flashchart/swf/AnyChart.swf" flashvars="XMLFile=hroug.printXML&p_param=" wmode="transparent">
</object>

```

AnyChart #4.2.1



## AnyChart #4.2.1

- virtualni ftp server na XE bazi – “dizanje” 😊

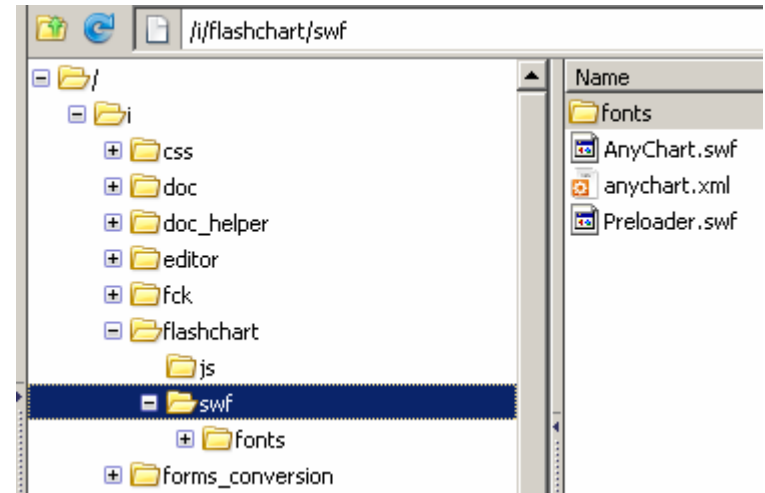
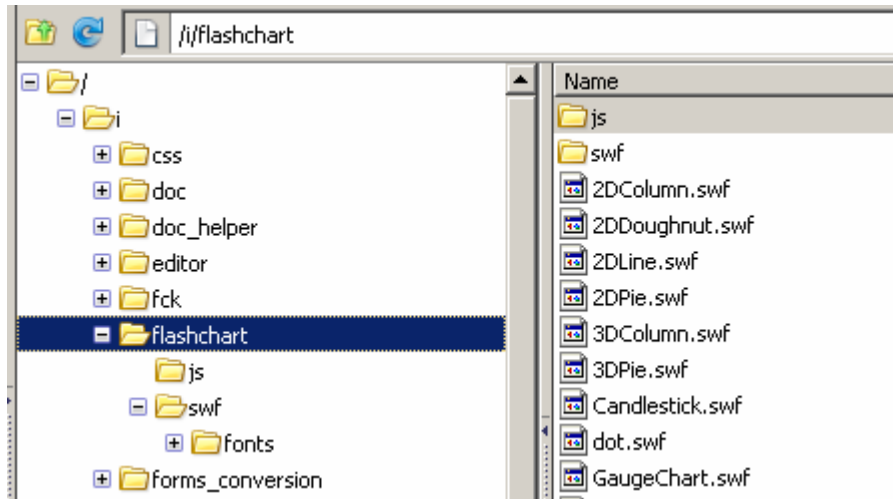
```
C:\>sqlplus
SQL*Plus: Release 10.2.0.1.0 - Production on Uto Ruj 28 12:30:44 2010
Copyright (c) 1982, 2005, Oracle. All rights reserved.
Enter user-name: /as sysdba
Connected to:
Oracle Database 10g Express Edition Release 10.2.0.1.0 - Production
SQL> exec dbms_xdb.setftpport('21');
PL/SQL procedure successfully completed.
SQL> _
```



# AnyChart #4.2.1

- virtualni ftp server na XE bazi – spajanje
- firefox (fireFTP plugin, bilo koji FTP client.)

`ftp://127.0.0.1:21`



## AnyChart #4.2.1

Od čega se sastoji?

- html `<object>` tag
- public procedura koja generira XML





## AnyChart #4.2.1

Html <object> tag

```
<object width="600" height="400" id="d12">  
  
  <param value="/i/flashchart/swf/AnyChart.swf" name="movie">  
  <param value="transparent" name="wmode">  
  <param value="always" name="allowScriptAccess">  
  <param value="XMLFile=hroug.printXML&p_param=" name="flashvars">  
  
  <embed width="600"  
    height="400"  
    wmode="transparent"  
    flashvars="XMLFile=hroug.printXML&p_param="  
    src="/i/flashchart/swf/AnyChart.swf"  
    type="application/x-shockwave-flash">  
  
</object>
```



## AnyChart #4.2.1

- public procedura koja generira XML

```

<object width="600" height="400" id="d12">

    <param value="/i/flashchart/swf/AnyChart.swf" name="movie">
    <param value="transparent" name="wmode">
    <param value="always" name="allowScriptAccess">
    <param value="XMLFile=hroug.printXML&p_param=" name="flashvars">

    <embed width="600"
        height="400"
        wmode="transparent"
        flashvars="XMLFile=hroug.printXML&p_param="
        src="/i/flashchart/swf/AnyChart.swf"
        type="application/x-shockwave-flash">

</object>

```



# AnyChart #4.2.1

- public procedura koja generira XML

```
Code section | Statement
1 create or replace procedure printXML (p_param varchar2 , XMLCallDate IN varchar2 default null) is
2 begin
3     owa_util.mime_header('text/xml', FALSE, 'utf-8');
4     owa_util.http_header_close;
5     htp.p('
6     <anychart>
7     <settings>
```

----- CUT -----

```
92 </anychart>
93
94
95     ');
96
97 end printXML;
```

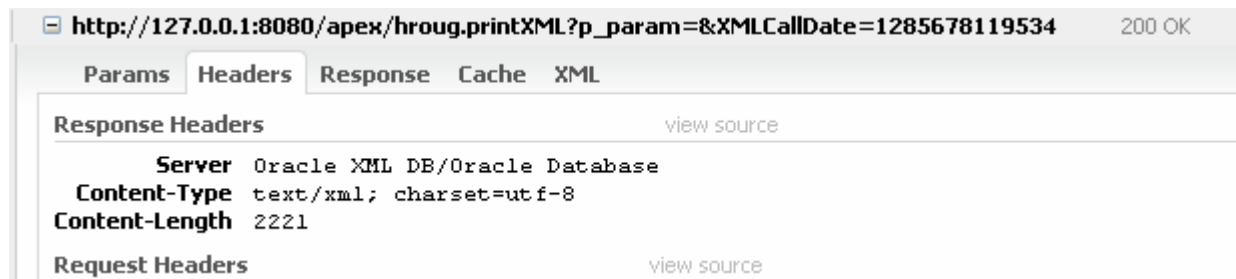


## AnyChart #4.2.1

- public procedura koja generira XML

```
SQL> desc hroug.printXML;
Parameter      Type          Mode Default?
-----
P_PARAM        VARCHAR2      IN
XMLCALLDATE    VARCHAR2      IN      Y
SQL>
```

- firebug – http request



http://127.0.0.1:8080/apex/hroug.printXML?p\_param=&XMLCallDate=1285678119534 200 OK

Params Headers Response Cache XML

Response Headers [view source](#)

<b>Server</b>	Oracle XML DB/Oracle Database
<b>Content-Type</b>	text/xml; charset=utf-8
<b>Content-Length</b>	2221

Request Headers [view source](#)



## AnyChart #4.2.1

- procedura koja generira XML mora imati XMLCALLDATE parametar...
- procedura se MORA grantati PUBLIC useru...
- po defaultu na XE bazi se nemogu pozivati store procedure preko XDB-a
- ovisno o verziji apex-a, kao sys treba izmjeniti :

```
apex_030200.www_flow_epg_include_mod_local
```



# AnyChart #4.2.1

apex\_030200.wvw\_flow\_epg\_include\_mod\_local

return false;

return true;

```
create or replace function apex_030200.wvw_flow_epg_include_mod_local(
  procedure_name in varchar2)
return boolean
is
begin
  return true; -- remove this statement when you modify this function
  --
  -- Administrator note: the procedure_name input parameter may be in the format:
  --
  --   procedure
  --   schema.procedure
  --   package.procedure
  --   schema.package.procedure
  --
  -- If the expected input parameter is a procedure name only, the IN list code shown below
  -- can be modified to itemize the expected procedure names. Otherwise you must parse the
  -- procedure_name parameter and replace the simple code below with code that will evaluate
  -- all of the cases listed above.
  --
  if upper(procedure_name) in (
    '' ) then
    return TRUE;
  else
    return FALSE;
  end if;
end wvw_flow_epg_include_mod_local;
```



# Napredne opcije AnyCharta


- interakcija grafa sa vanjskim objektima (javascript)

```

<point name="P1" y="10">
  <actions>
    <action type="call" function="alert">
      <arg>Test Alert Function</arg>
    </action>
  </actions>
</point>

```

- eksport grafa kao slika ili kao PDF



## Kako napisati XML? ....

- AnyChart dokumentacija :

<http://www.anychart.com/products/anychart/docs/users-guide/>

- AnyChart XML referenca:

<http://www.anychart.com/products/anychart/docs/xmlReference/>

- AnyChart primjeri :

<http://www.anychart.com/products/anychart/gallery/>

